A modern wooden display cabinet with glass shelves and a curved wooden cabinet with a mesh door. The display cabinet is made of light-colored wood and has three glass shelves. The top shelf holds a small wooden sculpture. The middle shelf is empty. The bottom shelf holds a small wooden sculpture. The curved cabinet is made of light-colored wood and has a mesh door. It has a curved shape and is positioned to the right of the display cabinet.


M E T A M O R P H I S   C O L L E C T I O N

D A R R A N



The Metamorphis Collection allows the designer to personalize reception or open work environments without the difficulty and expense of custom millwork.

The Metamorphis Collection includes more than thirty components in a variety of sizes and heights to create virtually any configuration.

 Metamorphis sales support "The Common Thread for the Cure" foundation in their assistance to individuals battling breast cancer.

Create a customized work environment through flexible combinations of components, then utilize the multiple design options to create a unique, contemporary, and vibrant atmosphere.

The appearance of each configuration begins with the choice of architectural grade quarter sliced cherry or maple veneers. Then each unit can be personalized through multiple raised counter, suspended facade and pull options in addition to finish, lighting, wire management and task accessories.

Designer: Tim Smirl



Typical #9


Metal Facade by: MoZ Designs; Shelf Cabling by: Décor Cable Innovations™



1



Raised Counters: Venetian Gold Granite





Typical #6

Shown with a center curved bridge shell and transaction counter, display corner towers, return shells and privacy screen. Right return is ADA accessible. The privacy screen is fitted with tackboard and ORBIT paper management systems. Unit includes custom stone raised counter tops, as well as fabric and metal laminate facades. Raised counter tops may be specified with a 1" inset from the counter edge or a curved bowfront with a 4" overhang.





2


45





#### Typical #16 Modified

Shown with a curved corner shell, 1/4 round corner shells and matching curved transaction counters. These units are shown with clear glass raised counter tops and perforated metal wave facades. Custom fabric and birdseye maple facades are also shown.







Raised Bowfront Counter: Blue Pearl Granite













































## L R E C E P T I O N C O N F I G U R A T I O N



## Typical #4 Modified

This configuration is shown with a curved bridge and transaction counter, square corner shells and transaction counters, plus a return with a privacy screen and the ORBIT Paper Management System. The curved transaction counter features a custom stone raised counter top. Raised counter tops may be specified with a 1" inset from the counter edge or a curved bowfront with a 4" overhang. The unit also includes custom fabric and metal laminate facades. Perforated metal is also available as a standard facade option.



Edge Details	Hardware	Finishes	Suspended Facades
MCS Metamorphis Straight Edge	<b>PL51</b> Glenda Pull  <b>DK51</b> Glenda Knob  <i>Two-tone Brass/Nickel Finish</i>	<b>Veneers</b>  <b>WCM</b> Clear Maple  <b>WHM</b> Honey Maple	<b>Standard</b>  Random brushed aluminum finish with clear coat.
<b>Raised Counter Tops</b>	<b>PL52</b> Jana Pull  <b>DK52</b> Jana Knob  <i>Nickel or Black Finish</i>	 <b>WCC</b> Clear Cherry  <b>WNC</b> Natural Cherry	<b>Options</b>  Wave brushed aluminum finish with clear coat.
▶ 1/2" thick tempered glass with bull nosed edge. Clear or Frosted.	<b>PL53</b> Lori Pull  <b>DK53</b> Lori Knob  <i>Nickel or Brass Finish</i>	 <b>WMC</b> Medium Cherry  <b>WSC</b> Scotch Cherry	 Copper translucent coated on random or wave brushed finish
<b>Custom</b>	<b>PL54</b> Shirley Pull  <b>DK54</b> Shirley Knob  <i>Nickel or Brass Finish</i>	 <b>WDC</b> Dark Cherry	 Amber translucent coated on random or wave brushed finish
▶ <b>Glass</b> Pulp or Bendheim ▶ <b>Stone</b> Marble or Granite ▶ Solid Surface Material ▶ Leather Covered Panels ▶ HPL Laminate ▶ Wood Veneer	<b>PL55</b> Sandra Pull  <b>DK55</b> Sandra Knob  <i>Nickel Finish</i>		 Moss translucent coated on random or wave brushed finish
▶ <b>Ordering Information</b>	<b>PL56</b> Mollie Pull  <b>DK56</b> Mollie Knob  <i>Chrome Finish</i>		
Metamorphis has been designed to take advantage of the assistance available from the Dar/Ran Specifications Department.  To order, specify a typical configuration by number, indicate which components should be added or deleted, and submit the order to the Specifications Department with a simple drawing illustrating the desired configuration.  The Specifications Department will provide pricing and a detailed drawing that will be used to confirm the exact components.	<b>PL67</b> Wave Pull  <b>DK67</b> Wave Knob  <i>Nickel Finish</i>	<b>OPTI-HUE Accent Paints</b>  Black  Burnt Umber	
	<b>PL68</b> Salem Pull  <i>Brushed Nickel Finish</i>		
	<b>PLS1/2</b> Regina Pull  <b>DK1</b> Regina Knob  <i>Nickel or Black Finish</i>	 Moss  Royal Blue	<b>Perforated Woods</b>  Small Perforated Wood
	<b>PLS5</b> Jami Pull  <b>DK5</b> Jami Knob  <i>Brass or Black Finish</i>	<b>NOTE</b> Maple and Cherry veneers and solids will exhibit variations in tone, character, and darkness inherent in the species. Maple and Cherry veneers are photosensitive and will darken and enrich in color more rapidly than other veneers. These characteristics are part of the wood's natural beauty.	 Large Perforated Wood
	<b>PL59</b> Vicky Pull  <b>DK59</b> Vicky Knob  <i>Nickel Finish</i>		
	<b>PL33/34</b> Eyelid Pull  <i>PL33 - Black Finish</i> <i>PL34 - Nickel Finish</i>		

## Lumicor™ Decorative Resin



ChiroRoot White



Legend Spice



Natural Leaf

## Custom

· Custom Perforated Metal Colors

· Additional Lumicor™ Decorative Resin Designs

· Dupont® Chromalusion™ color coating on Random or Wave Brushed Perforated Metal

· Exotic Veneers

· MóZ Metal Designs

· HPL Laminate

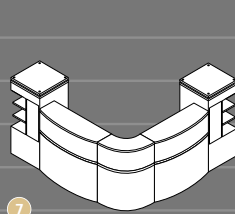
· Metallic Laminates

· C.O.M. Fabrics

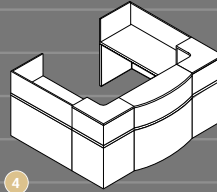
## Configurations

Selected typical configurations; Numbers reference corresponding price list information. See price list for additional recommendations.

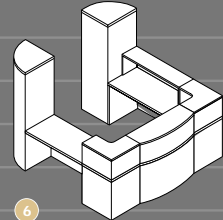
### “U” Reception Typicals



7

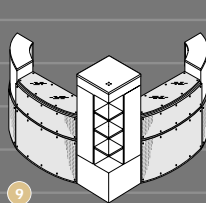


4

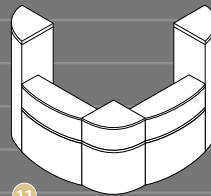


6

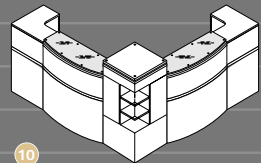
### Curved “L” Reception Typicals



9

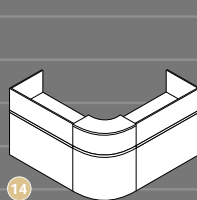


11

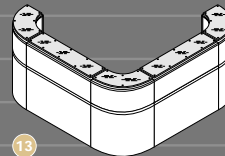


10

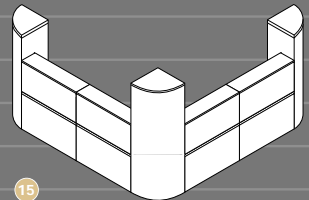
### “L” Reception Typicals



14

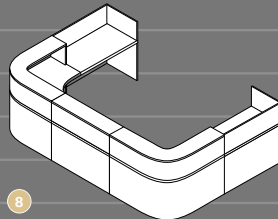


13

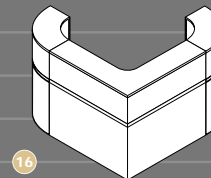


15

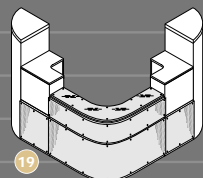
### 45° Corner Reception Typicals



8



16



19





Dar•Ran was founded on solid philosophies that quality wood furnishings must be individually crafted, solution oriented and supported with service integrity. Since 1977 this focus has continued to be driven by family ownership.

D A R • R A N : R I G H T P R O D U C T S R I G H T A T T I T U D E D E F I N E D V A L U E



Dar•Ran Furniture Industries

Phone 336.861.2400

P.O. Box 7614

Fax 336.861.6485

High Point, NC 27264

[www.darran.com](http://www.darran.com)



Compliant with ANSI/BIFMA X7.1  
Low VOC Emissions  
Eligible for LEED Commercial Interiors Credit 4.5