



vision

casegoods & conference







vision

 JSI

PAGES 02 & 03

a new Vision

With an expanded offering of elements for specifying private offices, collaborative stations and open plan environments, the possibilities are extensive with Vision. Modular components range from contemporary casework units to modern benching systems with low storage and a layered aesthetic.



vision



 JSI

PAGES 04 & 05

**sleek, smart & sophisticated**

Clean lines, rich woods and frosted glass are the elegant palette of a discerning executive.  
A classic Vision table desk is paired with a freestanding wall of storage that supports the requirements of a modern office.



***Top** Column base with frosted acrylic trim modesty panel. Storage tower inserts.  
**Middle** Optional center drawer. Wall access to existing power and/or data.  
**Bottom** Mini power tilt up. Frosted glass doors with Matte Nickel hardware.*

vision



 JSI

PAGES 06 & 07

#### executive

A contemporary desk of classic proportions coupled with a freestanding storage wall provides the platform for executive decision making. Beneath the select veneer is storage componentry, technology access and the functional design needed in the modern office.



vision



**U Unit (Wall Mount Cockpit Configuration)**

*Cockpit designs envelope the user for an intimate work experience and also reap maximum benefits from reduced footprints. Storage tower inserts, overhead storage and modular multi-file units promote organization. (Components shown with laminate tops and chassis, frosted glass doors and Newton seating.)*



**Freestanding Management Unit**

*Use modular components to combine a variety of storage units and worksurfaces for an independent, full-function station. Modular modesty panels make it easy to grant access to existing building receptacles. (Peninsula desk shown with Stardust Silver column leg, overhead storage with frosted glass doors and Tyler seating.)*



PAGES 08 & 09

Vision casegoods are the perfect solution at an affordable price. Visit [jsifurniture.com](http://jsifurniture.com) and review the Vision price list for endless possibilities.





#### **L Unit**

*Modular L Units are flexible, affordable and a staple of every working office environment. Component edges create a flush fit within small work spaces. (Single pedestal desk shown with wardrobe, storage towers, wall mounted overheads and Newton seating.)*



#### **U Unit**

*Low lines and contrasting fronts turn a standard U Unit into a chic work station. A standard corner unit is coupled with modular bench height cabinets to provide ample and varied storage. (Bow front corner desk shown with contrasting breakfront half modesty and door/drawer fronts, wall mounted cubbies, seat cushion and Protocol seating.)*



#### multi-level team environments

Create fresh and open collaborative team environments that are as much a value as they are valuable. Vision storage opportunities are endless with open shelving, cubbies, standard overheads, wardrobes and filing options.



vision

## vision



### **Freestanding Team Station**

*A vast work surface and generous room to maneuver will help ensure a healthy and happy work force.*

*Span standard height worksurfaces and bench height cabinets with at-reach storage to create privacy as well as modular alignment.*

*(Modular bench height lateral files shown with cushions, freestanding at-reach storage units shown with frosted glass doors and Protocol seating.)*



### **Freestanding Team Station**

*The benefits of at-reach and low storage include increased efficiency and more team collaboration.*

*Add cushions to bench height storage and the station is more conducive to informal meetings and sparking conversations.*

*(Team station shown with fin tops, contrasting laminates, Stardust Silver U bases and Newton seating.)*







#### ***Tandem Cockpit Units***

*Wall mounted overhead storage and wardrobes delineate the work space while cockpit style worksurfaces promote work flow.*

*Specify units in tandem, as far as space allows, using modular components.*

*(Bullet corner desks shown with Stardust Silver column leg, frosted acrylic trim modesty panel, overhead storage, lateral file returns and Newton seating.)*



#### ***Tandem Bench Units***

*Get a near custom fit in any space using the wide range of sizes available in the Vision modular offering.*

*Wall mounted cubbies will keep the worksurface clutter-free and mobile pedestals are great for storage and seating.*

*(Modular bench unit shown with low storage supported peninsula tops, bench seat cushions, contrasting drawer fronts and Tyler seating.)*

vision



PAGES 14 & 15

**collaborative**

Back-to-back stations with a low central division are ideal for individual tasking and designed for immediate team engagements. The layered componentry of Vision allows light to fill the space and employees to feel connected.






*Lighting*



*Wire Management Grommets*



*Power & Data*



*Wire Management Channels*

**Lighting** Under-cabinet mounted task lights feature an infinite-setting dimmer that works with the touch of your finger, a smart switch that remembers your previous setting and an environmentally conscious and clean LED light source. **Wire Management Grommets** Route cords and cables from the desktop using conveniently located grommets. **Power & Data** An assortment of soft-touch, flip-top power and data access is available for any worksurface so that connectivity is always within arm's reach. **Wire Management Channels** Manage cable flow within work stations with wire management channels that easily mount under worksurfaces.

#### details, features & options

Vision modular componentry can be specified for a single office or an entire building. Visit [jsifurniture.com](http://jsifurniture.com) and review the Vision price list for endless possibilities.





*Mobile Storage*



*Layered Storage*



*Privacy Screens*



*Bench Seating*

**Mobile Storage** Store anything, including files, in a top access mobile storage unit with upholstered lid and soft closing hinges that won't slam shut. Also available is a box/box/file version with central locking and a worksurface top. **Layered Storage** Combine vertical and horizontal storage elements and still keep everything aligned with flexible mounting systems that support your vision. **Privacy Screens** Working as a team is important, but so is a little privacy. Frosted acrylic privacy screens allow light to filter through and defines individual spaces. **Bench Seating** Specify cushions with low storage and you have a bench! Excellent for impromptu conversations and quick collaborations, or just relaxing during a tough day.

## vision



### breakfront desk and modesty panel options



breakfront desk



breakfront desk with acrylic trim  
modesty panel



modular pedestal desk with contrasting  
breakfront half modesty panel



modular pedestal desk with acrylic trim  
modesty panel

### peninsula desk support options



U Base



H Base



Column Disc Base



Column Base


For use with full height peninsula desks only.

**Pulls** Choose from 5 drawer and door pull options for door and drawer fronts in either a Polished Nickel, Matte Nickel and Matte Black finish. Glass doors on storage towers incorporate a special flat pull (for the look of no pull) that coordinates with all styles. **Edges** User and approach edges are offered in 1 of 3 profiles. Side edge profiles are flat for premium fit. **Glass** Cabinet door fronts can be specified in frosted glass. Modesty panels and privacy screens are offered in frosted acrylic. **Metal** Peninsula desk and low overhead storage supports can be specified in Stardust Silver or Black Sandtex finish. **Wood** All wood finishes incorporate our proprietary low-emission finish; DuraTex. JSI also offers special finishes and custom finish matching (contact JSI Customer Service for details).


**Sustainability** Learn how Vision can contribute to your sustainability goals by contacting your JSI Customer Service Team.



## wood finishes



## laminate finishes



## metal finishes



### DuraTex low-emission finish

To reduce hazardous emissions, we use a proprietary, specially designed top coat that offers exceptional hardness, abrasion and impact resistance while reducing hazardous or harmful gases. DuraTex significantly reduces hazardous emissions which helps to improve the quality of the indoor air we breathe.

### DuraTex<sup>PLUS</sup>

DuraTex<sup>PLUS</sup> is an optional anti-microbial product protection added directly to our DuraTex low-emission finish. It provides an added level of anti-microbial protection inhibiting the growth of mold, mildew, fungus and bacteria on wood surfaces.

## pull options



## edge profiles



## glass & acrylic color





vision



**u-unit with low storage and overhead**  
overall dimensions  
108"W 72"D 72"H



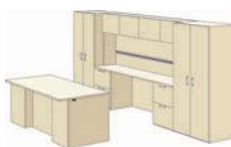
**u-unit with low storage and overhead**  
overall dimensions  
102"W 90"D 72"H



**team station with low storage and overheads**  
overall dimensions  
144"W 120"D 47"H



**table desk with credenza and wardrobes**  
overall dimensions  
108"W 108"D 72"H



**desk with credenza and wardrobes**  
overall dimensions  
132"W 108"D 72"H



**cockpit design u-unit with wardrobes**  
overall dimensions  
132"W 100"D 72"H



**team station with low storage and privacy screens**  
overall dimensions  
180"W 144"D 42"H



**team station with low storage and cubbies**  
overall dimensions  
216"W 90"D 72"H



**team station with low storage and cubbies**  
overall dimensions  
210"W 72"D 72"H